



The absorbent antimicrobial foam dressing with Safetac® technology

- Minimizes pain and trauma at dressing changes^{1,2}
- Rapid and sustained antimicrobial activity³
- Gentle adherence with better conformability and comfort
- Does not slip under dressing retention and may easily be cut for customization

Safetac® technology layer

- Reduces pain and trauma during dressing change
- Does not adhere to the moist wound bed but to dry skin only
- Seals the wound margins and reduces risk of maceration

Polyurethane foam pad


- Absorbs exudate
- Conformable
- May be used under compression

Polyurethane backing film

- Breathable
- Moisture proof
- Bacteria and viral barrier†

Powerful silver performance

- Antimicrobial activity within 30 minutes and sustained effect for up to 7 days



Available in heel configuration

Starts to work in **30** minutes Sustained release for **7** days

Safetac® technology. Less pain and less trauma.

Safetac® technology is a patented adhesive technology that minimizes pain to patients and trauma to wounds. Safetac® technology is available exclusively on Mölnlycke Health Care dressings, including Mepilex® wound care dressings, Mepitel®, Mepiform® and Mepitac®.

For more information visit www.molnlyckeUSA.com

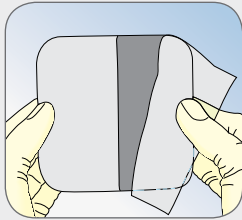


Skin stripping may occur with traditional adhesive

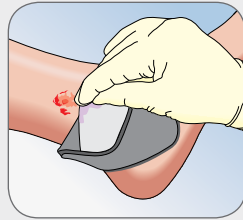


Minimal skin stripping with Safetac® technology

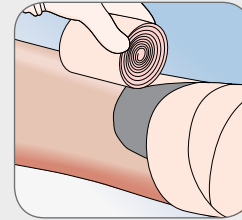
How to use Mepilex® Ag



Clean the wound area. Cut for customization, if desired. Remove the larger release film.



Mepilex® Ag should overlap the wound bed by at least 2 cm onto the surrounding skin. Apply the adherent side to the wound. Remove the shorter release film and mold the dressing in place. Do not stretch.



Hold Mepilex® Ag securely in place with a light bandage or other dressing retention method (e.g., Tubigrip®, Tubifast®, etc.)

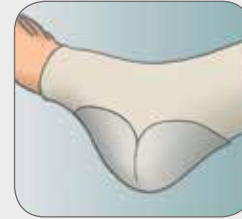
How to use Mepilex® Heel Ag



Clean the wound area. Cut for customization, if desired. Remove the larger release film.



Fix the dressing under the foot. Remove the shorter release film. Mold the dressing around the heel and bring edges together. Mepilex® Heel Ag should overlap the wound bed by at least 2 cm onto the surrounding skin.



Hold Mepilex® Heel Ag securely in place with a light bandage or other dressing retention method (e.g., Tubigrip®, Tubifast®, etc.)

How Mepilex® Ag dressings work

Mepilex® Ag is a soft and highly conformable antimicrobial foam dressing that absorbs exudate and maintains a moist wound environment. The Safetac® technology layer seals the wound edges, preventing the exudate from leaking onto the surrounding skin, thus minimizing the risk of maceration. The Safetac® technology layer ensures that the dressing can be changed without damaging the wound or surrounding skin or exposing the patient to additional pain.

Mepilex® Ag starts to inactivate wound related pathogens within 30 minutes with sustained effect up to 7 days. By reducing the number of microorganisms, Mepilex® Ag may also reduce odor.

Benefits of Mepilex® Ag

- Minimizes pain and trauma at dressing changes
- Stays in place allowing easy application of compression or retention bandages
- Well suited for use under compression bandages
- May be cut to suit various wound shapes and difficult-to-dress locations
- Promotes patient comfort during wear
- May remain in place for several days depending on the condition of the wound
- May be adjusted without losing its adherent properties
- Low potential for skin irritation and allergy

Wear time: Up to 7 days

References:

1. White R., A Multinational survey of the assessment of pain when removing dressings. Wounds UK 2008; Vol 4, No 1.
2. Dykes PJ et al. Effects of adhesive dressings on the stratum corneum of the skin. J Wound Care 2001; 10(2):7-10.
3. Dykes PJ. The effect of adhesive dressing edges on cutaneous irritancy and skin barrier function. J Wound Care 2007, 14(3):97-100.
4. Taherinejad and Hamberg. Antimicrobial effect of a silver-containing foam dressing on a broad range of common wound pathogens. Poster publication, WUWHS 2008.

† Microbes larger than 25 nm

Areas of use

- Moderately exuding wounds
- Leg and foot ulcers
- Pressure ulcers
- Under compression
- Graft and donor sites
- Traumatic wounds (e.g., skin tears and secondary healing wounds)

Mepilex® Ag Ordering Information†

Product Code	Size	Pcs/box	Pcs/case	HCPCS
287100	4" x 4" (10 x 10 cm)	5	70	A6209
287090	4" x 5" (10 x 12 cm)	5	70	A6210
287200	4" x 8" (10 x 20 cm)	5	45	A6210
287300	6" x 6" (15 x 15 cm)	5	25	A6210
287400	8" x 8" (20 x 20 cm)	5	20	A6211
287500	8" x 20" (20 x 50 cm)	2	10	A6211

† Packaged sterile in single packs.

Precautions

- Do not use on patients with a known sensitivity to silver.
- Do not use Mepilex® Ag or Mepilex® Heel Ag during radiation treatment or examinations e.g., X-ray, ultrasound or diathermy.
- Do not use Mepilex® Ag or Mepilex® Heel Ag together with oxidizing agents such as hypochlorite solutions or hydrogen peroxide.



Scan for more information

Socialize with us:



We're here to help you, when you need us. Call your Mölnlycke Health Care Representative or Regional Clinical Specialist.

1-800-843-8497 | www.molnlyckeUSA.com | info.woundcare@molnlycke.com | 5550 Peachtree Parkway, Suite 500, Norcross, GA 30092