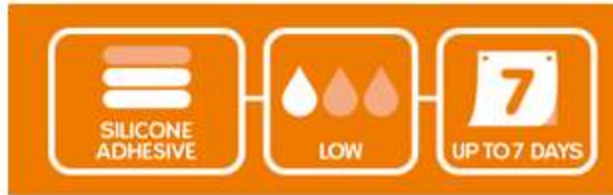


ALLEVYN Gentle Border Lite

Advanced Foam Wound Dressings

Proud to Put People First
ALLEVYN[◇]
Classic



ALLEVYN Gentle Border Lite

Description

ALLEVYN Gentle Border Lite – for exudate management



ALLEVYN Gentle Border Lite Dressings have been specially designed for people with sensitive or fragile skin¹ who have light to moderately exuding wounds.

These dressings, which come in a range of shapes and sizes, combine thinner foam that is delicate² and comfortable¹ to wear with the gentleness of a silicone adhesive for minimal pain on removal.¹

- ALLEVYN triple action technology maintains the optimal fluid balance to maintain a moist wound environment³
- The 2mm foam core ensures excellent flexibility² so the dressing molds to the body, even on awkward areas,⁴ providing a comfortable¹ fit for patients
- Showerproof⁴ dressing allows patients to shower with the dressing in place, helping to improve their quality of life
- Easy to apply and remove¹ – the dressing can be lifted and repositioned without losing adhesion⁵
- Suitable for use on people with fragile skin¹
- Bacterial barrier⁶ – which helps to minimize the risk of infection from external contaminants
- Up to 7 day wear time⁵

ALLEVYN Gentle Border Lite Dressings are intended for use on low to moderately exuding:

- Shallow, granulating wounds

- Chronic and acute exudative wounds
- Full- and partial-thickness wounds such as pressure ulcers, leg ulcers, diabetic foot ulcers
- Malignant wounds
- Surgical wounds
- First and second degree burns
- Donor sites
- Skin tears
- Fungating ulcers
- Oncological wounds
- Epidermolysis Bullosa wounds

ALLEVYN Gentle Border Lite – for prevention

ALLEVYN Gentle Border Lite Dressings can help prevent pressure ulcers from forming under medical respiratory devices. Respiratory devices can rub and cause breakdown of skin that is already thin and fragile. ALLEVYN Gentle Border Lite, with its thin foam core, fits easily under cannulas, tubing and masks.

Nasal cannula and other tubing

- Tubing can often cause friction on areas of the face, such as ears and cheeks



ALLEVYN Gentle Border Lite Dressing 2" x 2" placed over the nose



ALLEVYN Gentle Border Lite Dressing 2½" x 4¾" wrapped lengthwise around the tubing in the crease behind the ear



ALLEVYN Gentle Border Lite Dressing 2" x 2" placed on cheeks under tubing

CPAP and BiPAP

- The mask can cause friction on areas of the cheek and nose resulting in skin breakdown



ALLEVYN Gentle Border Lite Dressing 2½" x 4¾" placed lengthwise over nose and cheeks



ALLEVYN Gentle Border Sacrum Dressing cut to fit the delicate areas of the face

ALLEVYN Gentle Border Dressings are ideal for use with other medical devices:



- C-collars (Miami collars)
- Splints
- Tracheostomy ties
- ET tube
- O₂ tubing and saturation probes
- Arterial lines

ALLEVYN Gentle Border Lite Size and Ordering Information

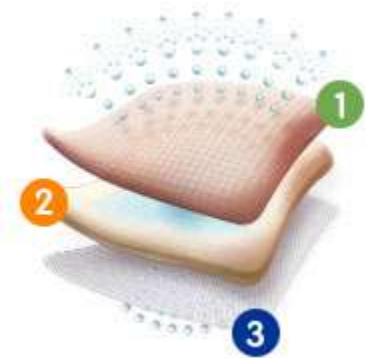
Product Number	Size	Pieces per Carton	Cartons per Case
----------------	------	-------------------	------------------

66800833	2" x 2"/5cm x 5cm	10	6
66800834	3" x 3"/7.5cm x 7.5cm	10	6
66800835	4" x 4"/10cm x 10cm	10	6
66800836	2 1/8" x 4 3/4"/5.5cm x 12cm	10	6
66800840	6" x 6"/15cm x 15cm	10	6

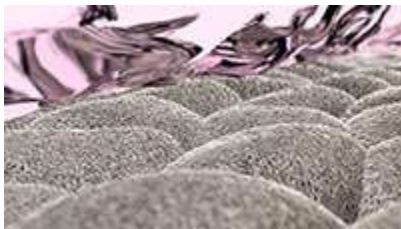
Like all ALLEVYN Dressings, ALLEVYN Gentle Border Lite has at its heart a unique three-layer technology that effectively manages exudate, helping to ensure that the wound is kept at optimum moisture levels to maintain a moist wound environment.³

The dressing consists of an absorbent³hydrocellular foam pad, held between a perforated wound contact layer which is coated with a soft silicone gel adhesive and a highly permeable outer top film.⁷

ALLEVYN Gentle Border Lite Dressings achieve their benefits of easy application and removal, and the ability to reposition through an adhesive technology based on a soft silicone gel.^{1,5}



On application, the silicone gel adhesive on ALLEVYN Gentle Border Lite Dressings flows into the crevices of the skin, allowing more points of contact to stay in place.

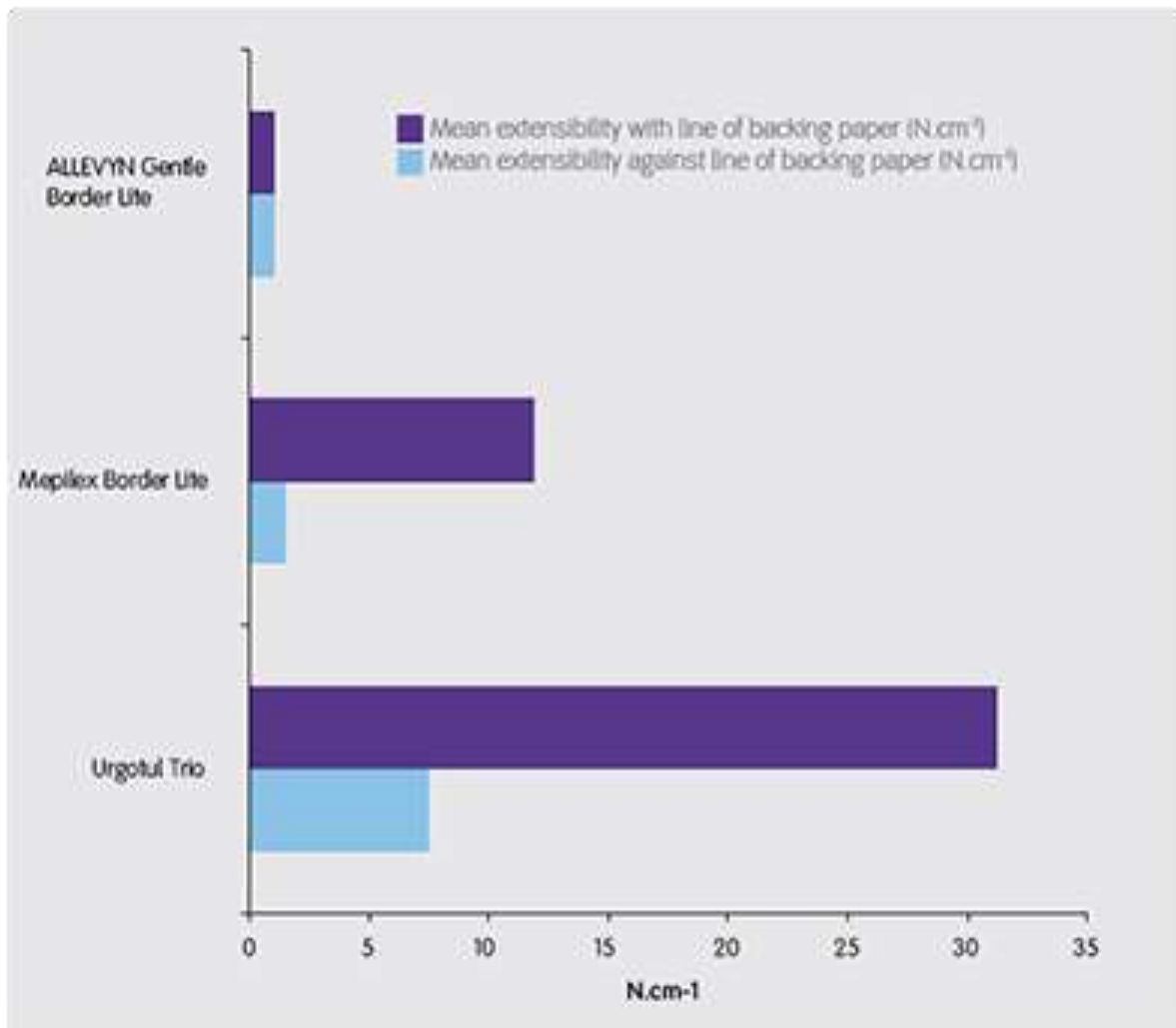


On removal, the silicone gel adhesive stretches and flows out of the crevices of the skin, minimizing the risk of trauma to the wound and pain to the patient.

Independent Comparison of Dressing Extensibility

ALLEVYN Gentle Border Lite Dressings are extensible in both directions – **more conformable and comfortable than competitor dressings**⁸

Extensibility and Permanent Set¹ of ALLEVYN Gentle Border Lite and Competitor Dressings



Permanent Set %

With line of backing paper

ALLEVYN Gentle Border Lite 0.22%

Mepilex™ Border Lite	0.66%
Urgotul™ Trio	1.55%

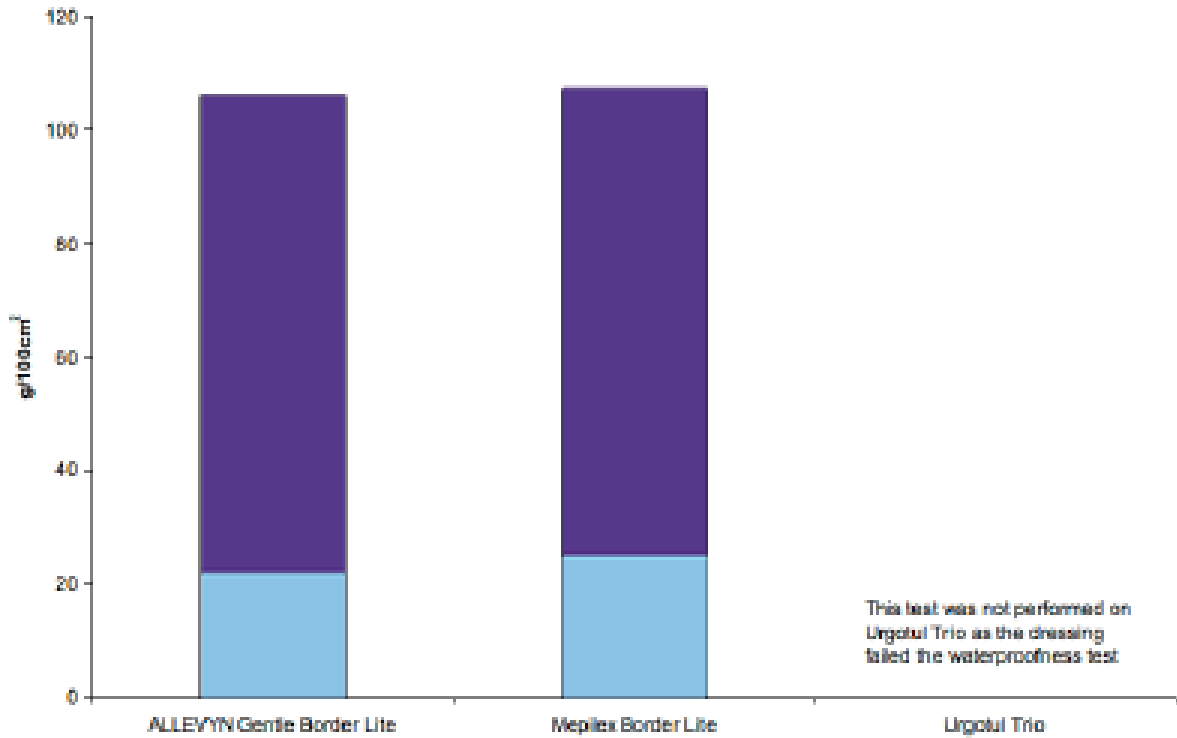
Permanent Set %

Against line of backing paper	
ALLEVYN Gentle Border Lite	0.88%
Mepilex™ Border Lite	0.34%
Urgotul™ Trio	1.67%

This test measures how extensible a dressing is and whether it deforms permanently once it has been stretched.

Fluid Handling Capacity

ALLEVYN Gentle Border Lite has comparable total fluid handling to Mepilex Border Lite^{3,9,10}

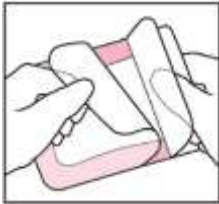


Fluid Handling Capacity - Permeability (g/100cm²/24hrs)

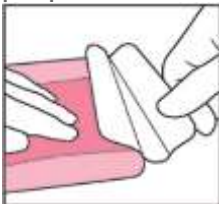
Fluid Handling Capacity Absorption (g/100cm²)

How to Use ALLEVYN Gentle Border Lite

1. Cleanse the wound in accordance with local protocols.
2. Select appropriate dressing size. ALLEVYN Gentle Border Lite can be cut to dress wounds on the heel, elbows and other awkward areas. Always use a clean technique when cutting the dressing.
3. Prepare and clean the skin surrounding the wound area and remove excess moisture. Any excess hair should be clipped to ensure close approximation to the wound.
4. Remove one of the protector films from ALLEVYN Gentle Border Lite and anchor the adhesive side of the dressing to the skin.



5. Remove the remaining protector film and smooth the dressing over the remainder of the wound without stretching, ensuring there are no creases. The pad area of the dressing must be adhered across the entire surface of the wound. ALLEVYN Gentle Border Lite can be lifted and repositioned without losing its adherent properties



6. If the dressing has been cut, ensure any exposed foam areas are covered with an appropriate film dressing, taking care not to cover the entire dressing.

Frequency of Change

During the early stages of wound management, ALLEVYN Gentle Border Lite should be inspected according to local clinical protocol. Where the product is used on infected wounds, the infection should be inspected and treated as per local clinical protocol.

Dressings can be left in place for up to 7 days, depending on the condition of the wound and the surrounding skin or until exudate is visible and approaches to within 3/16 of an inch (0.5cm) of the edge of the dressing pad, whichever is sooner. Local clinical protocols should also be taken into consideration.

If dressings are applied to the sacral area, they may be left in place for up to 5 days. However, due to the increased potential for contamination and infection in this area, increased monitoring of dressing adherence may be required as per local clinical protocols. The decision of when to change should be ultimately be directed by local clinical protocols.

Precautions

Do not use ALLEVYN Gentle Border Lite Dressings with oxidizing agents such as hypochlorite solutions (e.g. EUSOL) or hydrogen peroxide, as these can break down the absorbent polyurethane component of the dressing. If reddening or sensitization occur, discontinue use.

Dressing Removal

To remove ALLEVYN Gentle Border Lite Dressings, lift one corner of the dressing and slowly peel back until completely removed from the wound.