

ALLEVYN Life

Advanced Foam Wound Dressings



ALLEVYN Life Dressings have a multi-layered design incorporating hydrocellular foam, a hyper-absorber lock away core and a masking layer that has been designed for people and their everyday life through:



- Unique quadrilobe shape with a wide border designed to fit the contours of the human body securely¹⁻² and allows patients to shower¹⁻³
- The masking layer minimizes the visual impact of strikethrough⁴, providing the patient with confidence that their dressing may not attract the negative attention of others
- Excellent fluid locking under pressure⁵ (*in vitro*)
- Peace of mind leakage prevention⁵ for the patient
- Common wound odor absorption when tested (*in vitro*) on representative compounds⁶
- Multi-layered design provides cushioning and helps to redistribute pressure⁷ (*in vitro*)
- Silicone wound contact layer minimizes trauma to the wound and pain to the patient during dressing changes⁸ while allowing the dressing to be repositioned⁹
- Helpful change indicator helps avoid unnecessary dressing change and waste

Also Available in the ALLEVYN Life Range



ALLEVYN Life Sacrum has a tail designed specifically for wounds in the sacral area and fits around the cleft, to help overcome common problems such as the dressing tenting. The dressing has been designed following observational ethnographic research with patients and clinicians who have experience with sacral wounds.



ALLEVYN Life Heel has a unique design that is intended to provide coverage to the malleolus without the need for secondary retention.

Ordering Codes

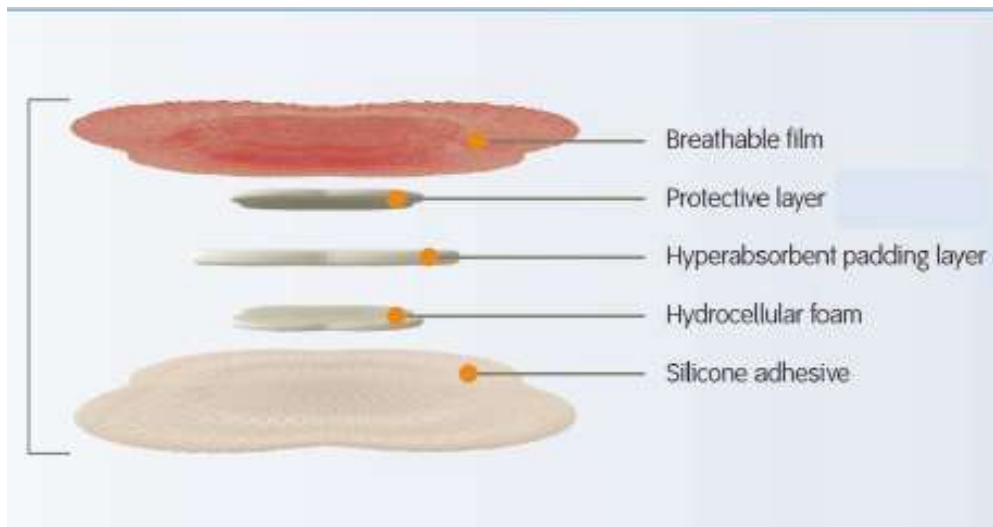
Product Number	Dressing Sizes		Dressings per Carton
	Border to Border	Pad Size	
66801037	4in x 4in/10.3cm x 10.3cm	2in x 2in/5.1cm x 5.1cm	10
66801068	5 1/16in x 5 1/16in/12.9cm x 12.9cm	3in x 3in/7.6cm x 7.6cm	10
66801069	6 1/16in x 6 1/16in/15.4cm x 15.4cm	4in x 4in/10.2cm x 10.2cm	10

66801070	8 ¼in x 8 ¼in/21cm x 21cm	6in x 6in/15.4cm x 15.4cm	10
66801304	Heel 9in x 9 1/8in/25.2cm x 25cm	7 7/8in x 8in/20cm x 20.2cm	5
66801306	Sacrum 6¾in x 6 7/8in/17.2cm x 17.5cm	4 7/8in x 3 5/16in/8.5cm x 12.4cm	10
66801307	Sacrum 8 ½in x 9in/21.6cm x 23cm	6¾in x 4 13/16in/12.3cm x 17cm	10

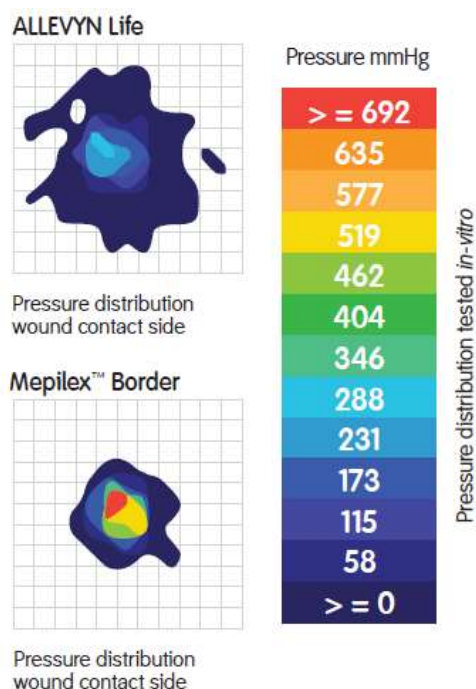
Pressure ulcers can be costly to both patients and the healthcare system. From a patient perspective, pressure ulcers can cause pain and can greatly restrict activity. They may also lead to increased hospitalization, and there is an increased risk of infection with breakdown in skin integrity. Pressure ulcers can seriously impact patient quality of life and wellbeing.

For healthcare facilities complications such as pressure ulcers may increase total treatment costs as well as lead to increased length of hospital stays and associated costs.

Pressure ulcer prevention protocols can help to greatly improve outcomes for both patients and health care providers. ALLEVYN Life Dressings, with their multi-layered design incorporating hydrocellular foam, a hyper-absorber lock away core and a protective masking layer, are designed to redistribute pressure and are a cost effective solution to complement your pressure ulcer prevention program



The unique multi-layer design helps to redistribute pressure more evenly than traditional foam dressings.⁷



A pressure redistribution comparison study measured the pressure transferred through dressings when pressure was applied to the dressings' surface, using a probe.

1000mmHg was applied to both dressings.⁷

In addition, the unique quadrilobe shape with the wide border is designed to securely fit the contours of the human body, helping to ensure the dressing stays in place.

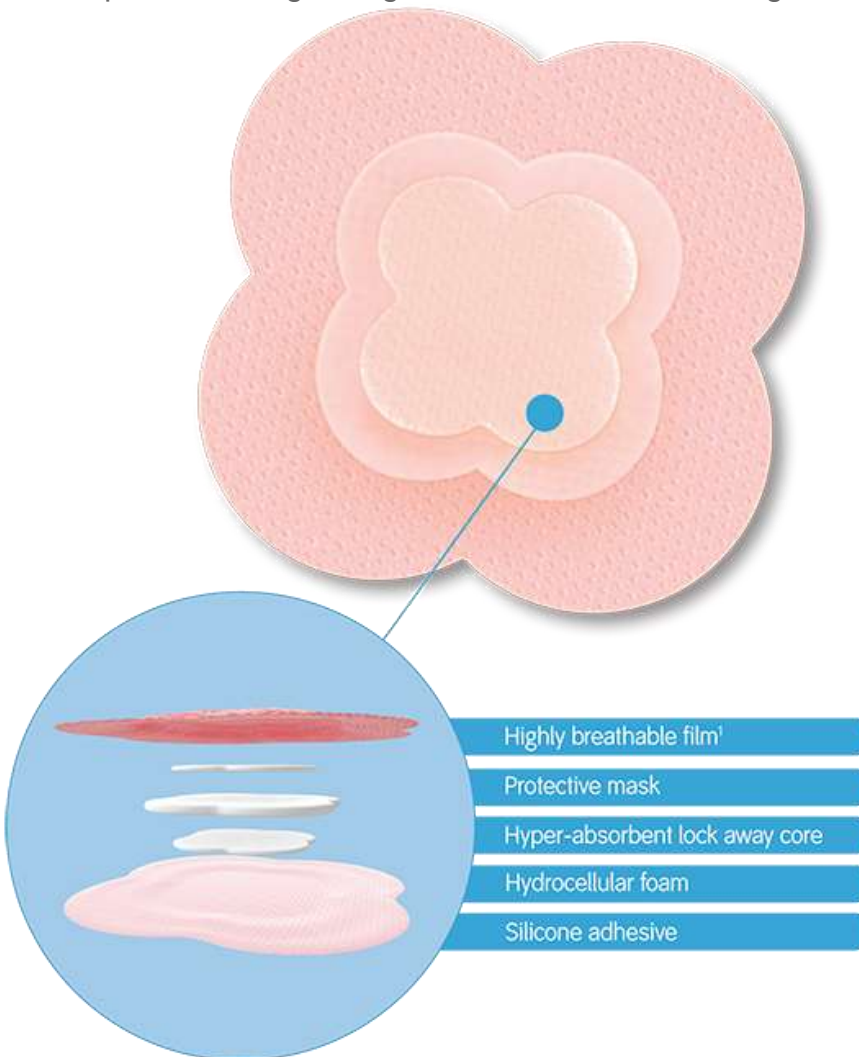
The silicone wound contact layer allows the dressing to be repositioned for routine skin inspections and can be easily removed with minimal pain to the patient.

Our research involved over 850 clinicians around the world and over 50 hours of in-depth interviews and observation sessions with people living with wounds.

From this research we now know that complete wound care means far more than just physical healing, particularly to patients living with their wounds 24/7.

- Leakage, visible strikethrough and odor can be embarrassing and stigmatizing^{1,2}

- Poor cushioning from knocks and bumps can cause fear and pain^{1,2}
- Dressings that don't stay in place and fall off are highly frustrating^{1,2}
- Frequent dressing changes and slow wound healing cause anxiety^{1,2}



This inspired the development of ALLEVYN Life, which is a multi-layered dressing incorporating hydrocellular foam, a hyper-absorber lock away core and a masking layer designed specifically for people and their everyday life.

Mode of Action

Video at: <http://www.smith-nephew.com/professional/products/advanced-wound-management/allevyn/allevyn-life1/>

Discretion Layer for Patient Confidence

The masking layer minimizes the visual impact of strikethrough,³ providing the patient with confidence that their dressing may not attract the negative attention of others.

The masking layer acts as a change indicator which optimizes dressing change frequency⁴ and minimizes waste.

How do ALLEVYN Life Dressings Compare?

Traditional
silicone
dressing*



ALLEVYN Life



Strikethrough on dressing
after 3 days (*in vitro*)*

*Tested on Mepilex™ Border

Lock-away Layer Providing Patient Peace of Mind

In addition to its hydrocellular foam layer, ALLEVYN Life has a hyper-absorber lock away core providing excellent fluid locking under pressure⁵ (*in vitro*), absorbs common wound odors when tested (*in vitro*) on representative compounds⁶ and provides the patient with peace of mind leakage prevention (*in vitro*).⁵

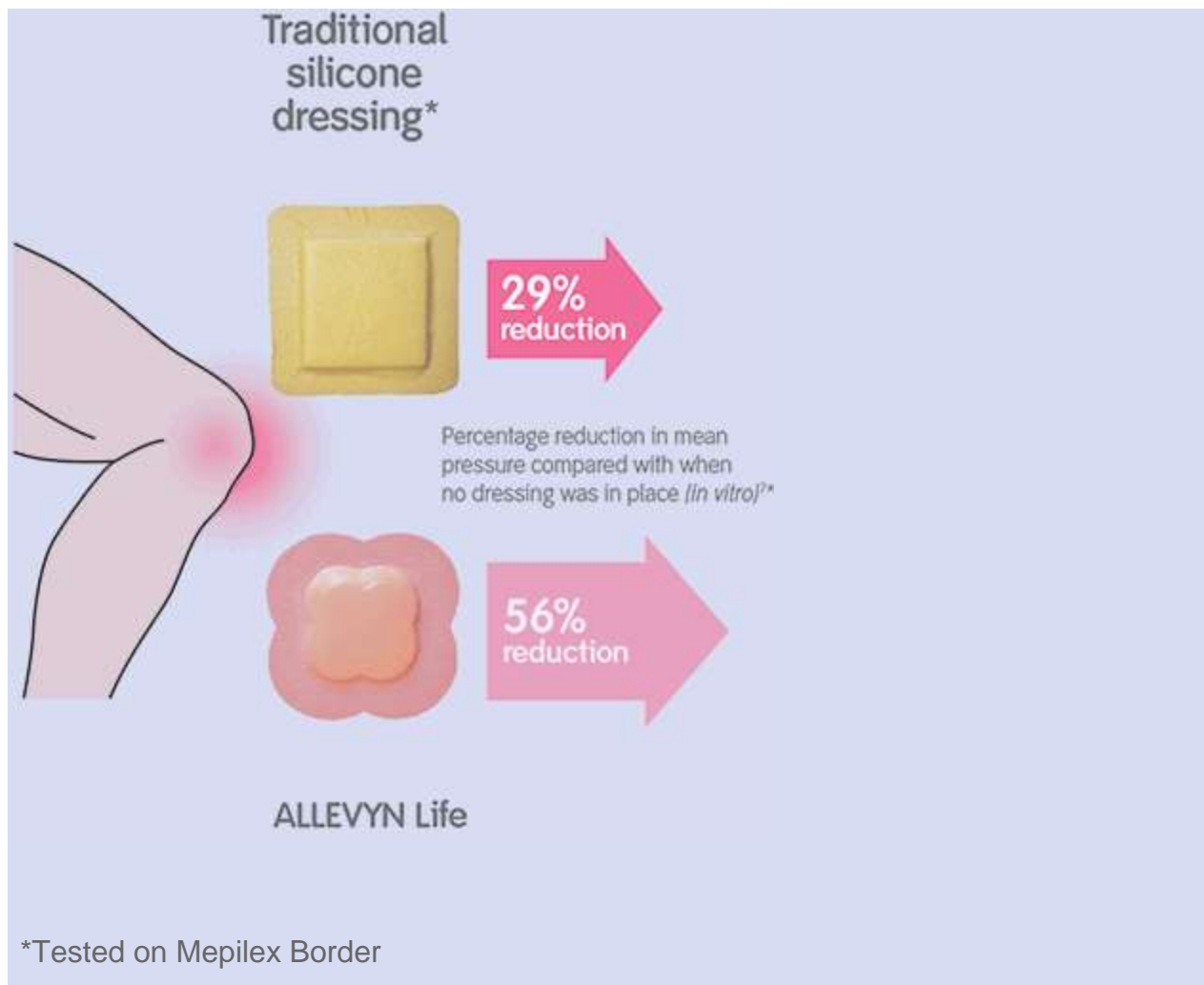
How do ALLEVYN Life Dressings Compare?



Cushioning Layer for Maximum Protection

ALLEVYN Life Dressings' multi-layered design (hydrocellular foam, hyper-absorber lock away core and masking layer) provide cushioning and help to redistribute pressure⁷ (*in vitro*) so patients can feel comfortable that they are cushioned against everyday trauma.⁸

How do ALLEVYN Life Dressings Compare?



ALLEVYN Life Dressings provide wound management by secondary intention for:

- Shallow, granulating wounds
- Chronic and acute exudative wounds
- Full- and partial-thickness wounds such as pressure ulcers, leg ulcers and diabetic foot ulcers
- Infected wounds
- Malignant wounds
- Surgical wounds
- First and second degree burns
- Donor sites
- Skin tears
- Fungating ulcers

Application

To apply ALLEVYN Life:

1. Cleanse the wound according to local protocols.
2. Select an appropriate dressing size.
3. Prepare and clean the skin surrounding the wound area by removing excess moisture. Any excess hair should be clipped to ensure close approximation to the wound.
4. Remove one of the protector materials from ALLEVYN Life and anchor the adhesive side of the dressing to the skin. Smooth the dressing over the wound ensuring there are no creases. When positioning ALLEVYN Life Sacrum dressings, place the narrow end of the dressing a minimum of $\frac{3}{4}$ of an inch (2cm) above the anal sphincter, then smooth the dressing over the sacrum.
5. Remove the remaining protector material and smooth the dressing over the remainder of the wound without stretching the dressing. The pad area only of the dressing must be adhered across the entire surface of the wound.
6. ALLEVYN Life can be used to dress awkward wounds such as heels and elbows, the dressing corner lobes can be overlapped when positioning the dressing, ensuring no creasing or stretching occurs to the dressing.

When to Change

ALLEVYN Life Dressings can be left in place for up to 7 days, except the sacral area. Dressings in the sacral area can be left in place for up to 5 days, depending on the condition of the wound and the surrounding skin, or until exudate covers more than 50% of the absorbent pad outside of the central screen.

The above is guidance and the decision of when to change should follow local clinical protocols.

Due to the increased potential for contamination and infection in the sacral area, increased monitoring of dressing adherence may be required as per local clinical protocols.

Dressing Removal

To remove ALLEVYN Life, lift the edge of the dressing and slowly peel back until completely removed from the wound. ALLEVYN Life Sacrum Dressings should be removed from the top edge down towards the anus to minimize the potential for fecal contamination.

References

1. S. Palmer, D. Hussein. Data on file report OR-DOF 020. November 2011
2. S. Palmer, S. Fenton. Data on file report OR-DOF 041. July 2013
3. D. Hussein. Data on file report OR-DOF 011. August 2010
4. S. Roberts. Data on file report DS/12/129/DOF. June 2012
5. S. Roberts. Data on file report DS/12/130/DOF. June 2012
6. S Roberts. Data on File report: DS/12/127/DOF. June 2012
7. S. Roberts. Data on file report DS/12/185/DOF. July 2012
8. A Rossington et al. Clinical performance and positive impact on patient wellbeing of ALLEVYN Life. Wounds UK, Vol 9, No. 4. 2013
9. S. Palmer and G. Smith. Data on File OR-DOF-001. Results from an open, prospective, randomised within volunteer comparison of ALLEVYN Gentle Border and Mepilex Border. November 2008
10. J. Stephen-Haynes *et al.* An appraisal of the clinical performance and economic benefits of a silicone foam in a large UK Primary care organisation. Journal of Community Nursing 2013